

# KUEBLER - INCREMENTAL ENCODER, SENDIX H100

SERIE H100

- Enclosure for tough environments
- Wide temperature range
- HD - Safety Lock
- High IP Class
- Speed control guard



## Product description

The Sendix H100 series is designed to fit in the toughest environments. Examples of such environments may be steel industry, paper making, port applications and cranes etc.

The sensor has a high enclosure class, IP66 and a wide temperature range -40 to +100 ° C. It has also been equipped with "HD-Safety Lock™", which provides double gaskets on the shoulder side, against moisture and dust. All layers are also sturdier and stronger with loose bearings on the housing side to reduce internal stress.

The H100 is also easy to install thanks to the plug-in connector, but also easy to shut down for maintenance.

Please refer to the images below for ordering information.

<b>Order code without speed switch</b>	<b>8.H100</b> Type	<b>. 1 1 1 X . XXXX</b> <small>a b c d e</small>
<b>a Flange</b> 1 = Euro RE0444	<b>d Output circuit / power supply</b> 1 = RS422 (with inverted signal) / 5 ... 30 V DC 2 = Push-pull (with inverted signal) / 10 ... 30 V DC	<i>Optional on request</i> - other pulse rates - Ex 2/22
<b>b Shaft (ø x L), with feather key shaft slot</b> 1 = ø 11 x 30 mm [0.43 x 1.18"]	<b>e Pulse rate</b> 1, 5, 10, 12, 36, 100, 200, 250, 256, 360, 400, 500, 512, 600, 800, 1000, 1024, 1200, 2000, 2048, 2500, 3600, 4096, 5000 (e.g. 100 pulse => 0100)	
<b>c Version</b> 1 = incremental encoder		

<b>Order code with speed switch</b>	<b>8.H100</b> Type	<b>. 1 1 2 X . XXXX . XXXX . 1</b> <small>a b c d e f g</small>
<b>a Flange</b> 1 = Euro RE0444	<b>d Output circuit / power supply</b> 1 = RS422 (with inverted signal) / 5 ... 30 V DC 2 = Push-pull (with inverted signal) / 10 ... 30 V DC	<b>f Switching speed</b> 750, 1000, 2000, 3000, 4000
<b>b Shaft (ø x L), with feather key shaft slot</b> 1 = ø 11 x 30 mm [0.43 x 1.18"]	<b>e Pulse rate</b> 1, 5, 10, 12, 36, 100, 200, 250, 256, 360, 400, 500, 512, 600, 800, 1000, 1024, 1200, 2000, 2048, 2500, 3600, 4096, 5000 (e.g. 100 pulse => 0100)	<b>g Switching accuracy</b> 1 = standard (±4 % at 100 rad/s <sup>2</sup> )
<b>c Version</b> 2 = incremental encoder with mech. speed switch		<i>Optional on request</i> - other pulse rates - other switching speeds - other switching accuracies - Ex 2/22

# Order code double encoder

**8.H100** . **113X** . **XXXX** . **XXXX**  
 Type      **a** **b** **c** **d**      **e**      **f**

**a** Flange

1 = Euro RE0444

**b** Shaft ( $\varnothing \times L$ ),  
with feather key shaft slot

1 =  $\varnothing 11 \times 30$  mm [0.43 x 1.18"]

**c** Version

3 = 2 x incremental encoder

**d** Output circuit / power supply

1 = RS422 (with inverted signal) / 5 ... 30 V DC  
 2 = Push-pull (with inverted signal) / 10 ... 30 V DC

**e** Pulse rate encoder 1

1, 5, 10, 12, 36, 100, 200, 250, 256, 360, 400,  
 500, 512, 600, 800, 1000, 1024, 1200, 2000,  
 2048, 2500, 3600, 4096, 5000  
 (e.g. 100 pulse => 0100)

**f** Pulse rate encoder 2

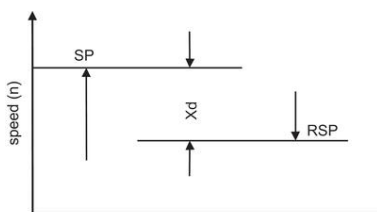
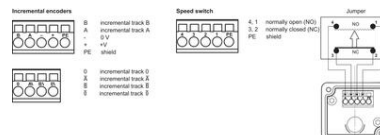
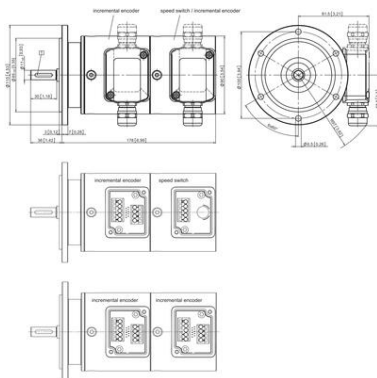
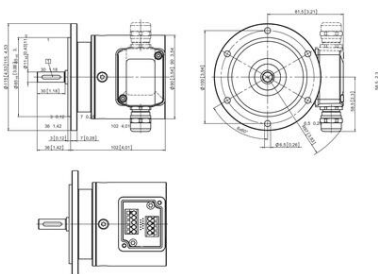
1, 5, 10, 12, 36, 100, 200, 250, 256, 360, 400,  
 500, 512, 600, 800, 1000, 1024, 1200, 2000,  
 2048, 2500, 3600, 4096, 5000  
 (e.g. 100 pulse => 0100)

Optional on request

- other pulse rates  
 - Ex 2/22

## Specifications

Housing diameter	100
IP Class	IP66
Pulse Max	5000
Shaft Diameter max	11
Shaft Diameter min	11
Supply Voltage DC Max	30
Supply Voltage DC Min	5
Temperature range from	-40
Temperature range to	100



SP = switching point (for switching speed ns)  
 RSP = reset point  
 Xd = switching difference (hysteresis)