

ASCO - 2/2 DIRECT/SERVO-ACTING 3/8"-1"

SCE210C073

Solenoid valve 2/2 NC 3/8" 230/50

- Normally closed
- Working pressure 0 to 24 bar
- Housing in brass or stainless

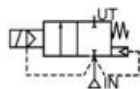


Product description

Differential pressure	0-24 bar
Max. permitted pressure	25 bar
Max. viscosity	65 cSt (mm ² /s)
Response time	40-120 ms
Media	Air, gas, water and oil
Media temperature	-20 °C to +90 °C NBR (nitrile) -20 °C till +90 °C PTFE
IP-class	IP65
Standard voltages	DC (=) 24 V AC (-) 24 V-115 V-230 V/50 Hz
Connection	DIN 43650/A
Design	
Valve body	Brass
Core tube	Stainless 305SS
Core	Stainless 430FSS
Spring	Stainless 302SS
Seat	Brass
Seals	NBR (standard) or FPM, EPDM

Shading ring	Copper
Coil	Epoxy
Special seal	FPM, EPDM, CR, PTFE

NC



Dimensions

Fig. 1

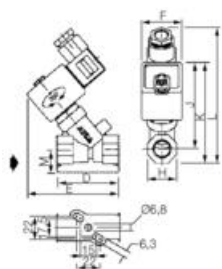


Fig. 2

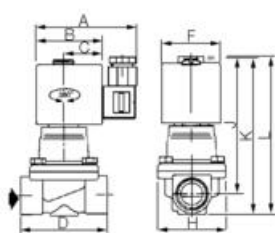
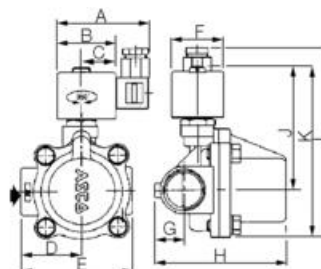


Fig. 3



Valve SCE210	A	B	C	D	E	F	G	H	J	K	L	M	Weight (kg)	Drawing
AC (~) version														
C073-A036	-	-	-	48	72	39	124	39	22	74	85	124	0.6	fig. 1
A015-A037	-	-	-	58	89	39	-	28	82	95	128	22	0.6	fig. 1
B026	86	56	33	72	-	50	-	59	117	133	135	-	1.3	fig. 2
B078	80	50	30	55	95	149	45	30	55	95	149	45	2.5	fig. 3
B027	86	56	33	100	50	83	143	33	100	50	83	143	2.5	fig. 2
DC (=) version														
C073-A036	-	-	-	48	76	45	130	45	22	80	91	130	0.6	fig. 1
A015-A037	-	-	-	58	93	45	-	28	82	95	128	22	0.6	fig. 1
B026	83	51	64	72	-	50	-	59	117	133	135	-	1.3	fig. 2
B078	86	56	33	55	95	152	50	33	55	95	152	50	2.5	fig. 3
Coil	Power consumption				Ambient temperature									
	switching on		operation		warm/cold									
	~		~		=									
	VA		VA W		W									
CM6-FT	34		15.6 6.0		-						-20 °C to +80 °C			
CMXX-FT	-		-		9/11.2						-20 °C to +80 °C			
CMXX-FB	78		35.0 16.7		-						-20 °C to +50 °C			

MLXX-HP	-	-	-	21/30.3	-20 °C to +25 °C
CM12-FT	110	23.6	15.4	12/16.8	-20 °C to +80 °C
CM12-FB	240	43.0	20.0	-	-20 °C to +50 °C

Order number

Order no.	Connection	Orifice	Flow factor KV		Differential pressure bar				Coil			
			m ³ /h	l/min.	min.	~	=	~	=	~	=	
	Rp	mm	m ³ /h	l/min.	min.	air/gas		water/oil				
Brass housing, PPS piston, NBR seals												
SCE210C073	3/8	9	1.3	21.7	(1)	9	3	9	3	CM6-FT	CMXX-FT	
SCE210A015	1/2	11	1.9	31.6	(1)	9	3	9	3	CM6-FT	CMXX-FT	
Brass housing, brass piston, NBR seals												
SCE210B027	1	25	11.6	193.0	0	20	-	8	-	CM12-FB	-	
Brass housing, brass piston, NBR seals and PTFE piston seals												
SCE210B026	3/4	19	5.2	86.7	0	24	14	14	12	CM12-FT	CM12-FT	
SCE210B078	1	25	11.6	193.0	0.7	20	16	20	14	CMXX-FB	CM12-FT	
Stainless housing, PPS piston, NBR seals												
SCB210A036	3/8	9	1.3	21.7	(1)	9	3	9	3	CM6-FT	CMXX-FT	
SCB210A037	1/2	11	1.9	31.6	(1)	9	3	9	3	CM6-FT	CMXX-FT	

(1) 0.35 bar on air/gas 0.07 bar on water/oil

Repair kits and coils

Valve	Item number					
	Repair kit AC	Repair kit DC	24 V DC	24 V AC	115 V AC	230 V AC
SCE210C073	C302271	C302371	400425142	400325101	400325118	400325117
SCE210A015	C302275	C302374	400425142	400325101	400325118	400325117
SCE210B027	C302282	-	-	400525201	400525218	400525217
SCE210B026	C302278	C302377	074073042	400525101	400525118	400525117
SCE210B078	C302281	C302380	400425242	400525101	400525118	400525117
SCE210A036	C302326	C302421	400425142	400325101	400325118	400325117
SCE210A037	C302327	C302422	400425142	400325101	400325118	400325117

Valves with 230 V AC and 24 V DC are stocked as standard

Special versions

- Other voltages
- Explosion-proof version

Accessories

- Cable connector - C18209N21

Specifications

Differential Pressure Air Max	9
Differential Pressure Max	9
Differential Pressure Min	0,35
Differential Pressure Oil Max	9
Differential Pressure Water Max	9
Flow Max l/min Double	21,7
IP Class	IP65
Power Consumption	6
Temperature range of media from	-20
Temperature range of media to	90
Throughput	9
Voltage AC	230