

KUEBLER - ABSOLUTE-CODED ANGULAR TRANSMITTER SENDIX 5858/5878, OPTICAL, PROFIBUS, Ø58 MM

SERIE 5858 PROFIBUS

- Housing diameter Ø58 mm
- Profibus
- Safety-Lock™
- High enclosure class



Product description

Sendix 5858/5878 is a one-way fieldbus sensor with Profibus in robust design. Thanks to the construction of Safety-Lock™ as well as the fully cast housing, the sensor is able to handle even the more demanding applications where there are high demands on the sensor. The wide temperature range combined with the high enclosure class allows the sensor to be used outdoors as well as applications where large temperature changes occur. Sendix 5858/5878 is available with LED indication, which facilitates diagnosis of the sensor and a set button that facilitates calibration.

Please refer to the images below for ordering information.

Order code	8.5858	. X X 3 X . 31 1 X		
Shaft version	Type	a b c d e f		
a Flange	1 = clamping flange, IP65 ø 58 mm [2.28"] 3 = clamping flange, IP67 ø 58 mm [2.28"] 2 = synchro flange, IP65 ø 58 mm [2.28"] 4 = synchro flange, IP67 ø 58 mm [2.28"] 5 = square flange, IP65 □ 63.5 mm [2.5"] 7 = square flange, IP67 □ 63.5 mm [2.5"]	b Shaft (ø x L), with flat 1 = 6 x 10 mm [0.24 x 0.39"]¹⁾ 2 = 10 x 20 mm [0.39 x 0.79"]²⁾ 3 = 1/4" x 7/8" 4 = 3/8" x 7/8"	d Type of connection removable bus terminal cover 1 = with radial cable gland fitting 2 = with 3 x radial M12 connectors	f Options (Service) 2 = no option 3 = SET button Optional on request - Ex 2/22 - surface protection salt spray tested
		c Interface / power supply 3 = PROFIBUS DP V0 encoder profile V 1.1, 10 ... 30 V DC	e Fieldbus profile 31 = PROFIBUS DP V0 encoder profile class 2	


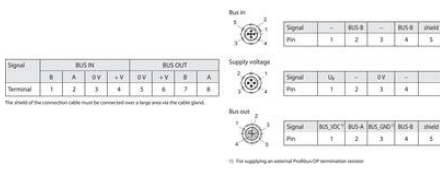
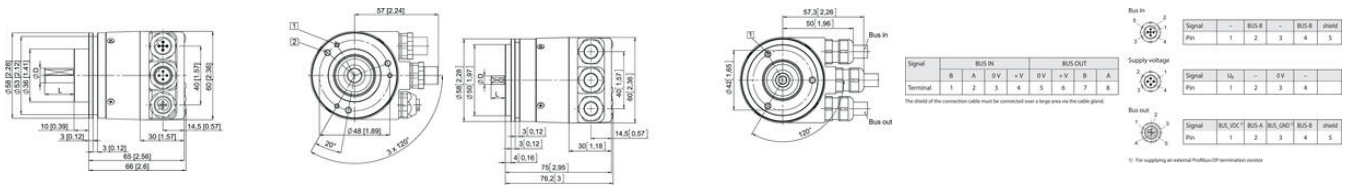
Order code	8.5878	. X X 3 X . 31 1 X	
Hollow shaft	Type	a b c d e f	
a Flange 1 = with spring element, long, IP65 2 = with spring element, long, IP67 3 = with stator coupling, IP65 ø 65 mm [2.56"] 4 = with stator coupling, IP67 ø 65 mm [2.56"] 5 = with stator coupling, IP65 ø 63 mm [2.48"] 6 = with stator coupling, IP67 ø 63 mm [2.48"]	b Blind hollow shaft (insertion depth max. 30 mm [1.18"]) 3 = ø 10 mm [0.39"] 4 = ø 12 mm [0.47"] 5 = ø 14 mm [0.55"] 6 = ø 15 mm [0.59"] 8 = ø 3/8" 9 = ø 1/2"	d Type of connection removable bus terminal cover 1 = with radial cable gland fitting 2 = with 3 x radial M12 connectors	f Options (Service) 2 = no option 3 = SET button Optional on request - Ex 2/22 - surface protection salt spray tested
	c Interface / power supply 3 = PROFIBUS DP V0 encoder profile V 1.1, 10 ... 30 V DC	e Fieldbus profile 31 = PROFIBUS DP V0 encoder profile class 2	

Specifications

Connection Thread

Cable, M12

Housing diametre	58
IP Class	IP65, IP67
Mounting	Shoulder
Output	Profibus
Sensor type	Absolute
Shaft Diameter max	10
Shaft Diameter min	6
Supply Voltage DC Max	30
Supply Voltage DC Min	10
Temperature range from	-40
Temperature range to	80
Version	Singleturn



1) For supplying an external Profibus-DP termination resistor