

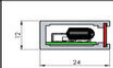
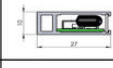

LS00/000-000X






Product description

Specifications

Base cycle time	4 ms
Beam spacing max	100
Beam spacing min	5
Detection Height	5800
Detection Method	Parallella / parallella och diagonala strålar
IP Class	IP20, IP54, IP65
Monitoring height min	35
Number of beams	4 - 160
Outputs	PNP/NPN (push-pull)
Per beam cycle time	1 ms
Power Consumption	3,1 W
Range Area 1 max	5
Range Area 1 min	1
Range Area 2 max	1,3
Range Area 2 min	0,3
Supply voltage	24 VDC (18 - 30 VDC) / 10% ripple
Temperature range	-30 till +50°C

Acronym		Cross section in mm	max. profile length	Description
I		12x24	6 m	M4 studs distributed over the whole profile length. Standard configuration in the industrial environment.
Q		10x27	4 m	Cross-hole for flat assembly
T		12x58	3 m	For 5mm beam spacing only; Cross-hole for flat assembly, M4 thread at ends

Acronym		Cross section in mm	max. profile length	Description
Z		14x65	3 m	Vertical beam exit; no mounting holes, drill groove in mounting chamber
R		12x49	3 m	Vertical beam exit; rectangular cross section; no mounting holes, drill groove in mounting chamber
A		12x24	2,5 m	Bottom: spigot Top: 4x M4 studs Standard configuration for elevators.

