

IDEM KLP-P2L LOCKING SWITCH

201021
KLP-P2L M20 24v

- Electric locking
- 8 key entry positions
- LED indicator
- Locking force up to 1800 N
- Slim housing 46 mm x 160 mm



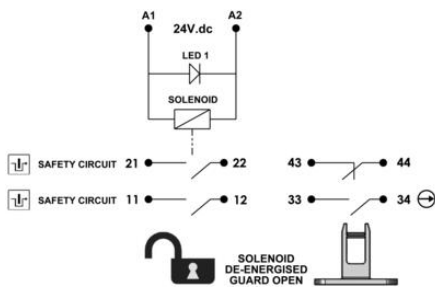
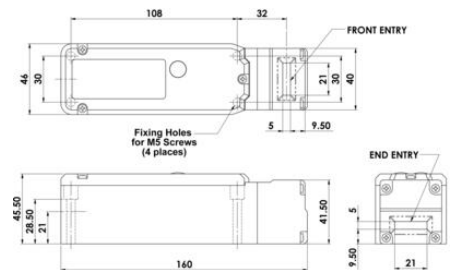


Product description

Locking switch with locking SEZYLOCK KLP-P2L, made of plastic (polyester), with locking force up to 1800N. The breaker head is made of stainless steel. The switch has 1 LED, which shows the status of the solenoid. It also has a rotatable head, which provides 8 key entry positions for easy and flexible mounting. The KLP-P2L breaker has a standard distance between the fixing holes - 30 mm. The switch is available in the version: voltage locking.

Specifications

Actuator	Not included
Annual usage	8 cycles per hour/24 hours per day/365 days
Approvals	ISO 13849-1, ISO 14119, EN60204-1, EN62061, EN60947-5-1, UL 508
Conduit entry	M20
Contact Type	2NC safety circuits, 1NC 1NO auxiliary circuits - actuator/door status
Contacts	3NC 1NO
Holding force (F1Max)	2000
IP Class	IP67
LED Display	LED status of solenoid power
Maximum approach / withdrawal speed	600
Mechanical reliability B10d	2.5 x 10 ⁶ operations at 100mA load
Mounting	4 x M5
MTTFd	356 years

Operating temperature	-25..40°C
PFHd	3.44×10^{-8}
PL	e acc. ISO13849-1
Rated insulation voltage	600V ac
SIL	3 acc. EN62061
Solenoid Voltage	24V dc
Thermal current (Ith)	5
Travel for positive opening	10
Utilisation category	AC15, A300, 3 A
Withstand voltage	2500V ac



	6.0	5.0	0mm
11/12	Open	Solenoid Energised	
21/22	Open	Solenoid Energised	
33/34	Open	Tongue Inserted	
43/44		Open	Tongue Inserted